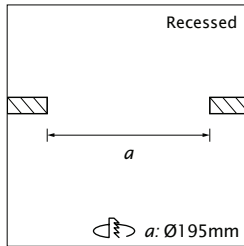
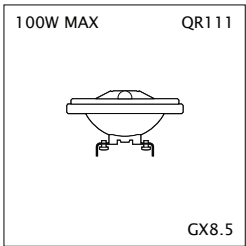


**Order Code:**

- White [RAL 9010] **71001**
- Black [RAL 9005] **71002**
- Custom Finishes Available on Request

**Optional Extras (specify when ordering):**

- DMX<sup>512</sup>** DMX Control Conversion **11711**
- ∞ Sequencing Conversion **11733**



**Construction**

Mild steel enclosed fixture, powder coated; Mild steel mounting ring, powder coated Recessed<sup>1</sup>

**Mounting**

**Lamp Type**

QR111

**Lamp Power**

100W Max; 12V

**Beam Width**

4° - 45°, Lamp dependant

**Voltage**

220-240V; 50/60Hz<sup>2</sup>

**Transformer**

External electronic transformer 105VA (in power pack)

**Internal Dimmer**

Internal dimmer (in power pack) 0-100%; leading edge

**External Dimmer**

External dimmer can also be used<sup>3</sup>

**Place of Use**

Interior use only

**Min. Ceiling Clearance**

(w)400 x (l)400 x (h)200mm

**Max. Ceiling Thickness**

20mm

**Ceiling Cutout**

Ø195mm

**Movement**

360° Pan; +/- 30° Tilt

**Finish**

White RAL 9010, Black RAL 9005

**Weight**

Luminaire - 3.2kg (including lamp); Pack - 1.2kg

**Sequencing**

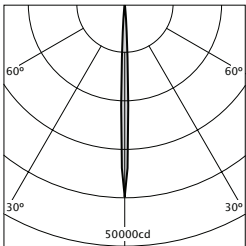
Available (11733)

**Control Options**

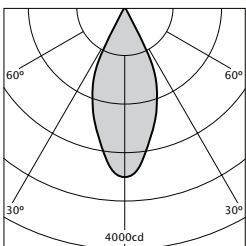
1. Handheld remote (11400)

2. DMX (11711)

DMX requires setup (with additional costs) and must be specified when ordering.



Height	Beam Diameter	Illuminance (lx)
1m	0.07m	40000 lx
2m	0.14m	10000 lx
3m	0.20m	4500 lx
4m	0.28m	2500 lx
5m	0.34m	1600 lx



Height	Beam Diameter	Illuminance (lx)
1m	0.83m	2800 lx
2m	1.66m	700 lx
3m	2.50m	310 lx
4m	3.30m	175 lx
5m	4.15m	110 lx

**Notes**

<sup>1</sup>Luminaire is fixed in place using mounting ring.

<sup>2</sup>50Hz as standard. For 60Hz, specify when ordering.

<sup>3</sup>If external dimmer is used, the lamp dims normally, motors operate down to 50% dimming. If the internal dimmer is used at the same time, the dimmer with the lowest setting dominates.

If you are in doubt as to the suitability or compatibility of this product, contact RCL.

